




XEROX 6280, C2200/3300 or DELL 3130 chips instruction manual:



(1) OEM chip.



(2) Remove OEM chip from the cartridge. Throw them away.



(3) Insert compatible chip with tape to attach the chip to the cartridge. (2 golden contacts should **NOT** be covered as the photo)

For more information, contact us as below:

E-mail: info@tonerchips.com